



Date: SATURDAY – August 30, 2008


Time: 3:00 PM



SICKLE CELL ADULT SUPPORT GROUP OF SOUTHERN CALIFORNIA – Los Angeles Chapter



The Sickle Cell Adult Support Group of Southern California's mission is to offer educational material and wellness resources to help those adults with sickle cell manage their disease – to achieve the highest quality of life.



We are dedicated to bringing support to those who live with sickle cell disease. We believe that support is essential to the health and well being of anyone living 24/7 with sickle cell disease.

Please join us – in L.A. or Pasadena!



We are located just behind Fox Hills Mall. Slauson Ave. connects with Bristol Pkwy.

Contact person:

Dr. Carolyn Rowley
818.840.9484
carolyn@gilderfluke.com

Location:

Sickle Cell Disease Foundation of CA
6133 Bristol Parkway
Suite 240
Culver City, CA 90230
Phone: 310/ 693-0247
Fax: 310/ 693-0266
Email: info@scdfc.org



(Check Map on back of page)